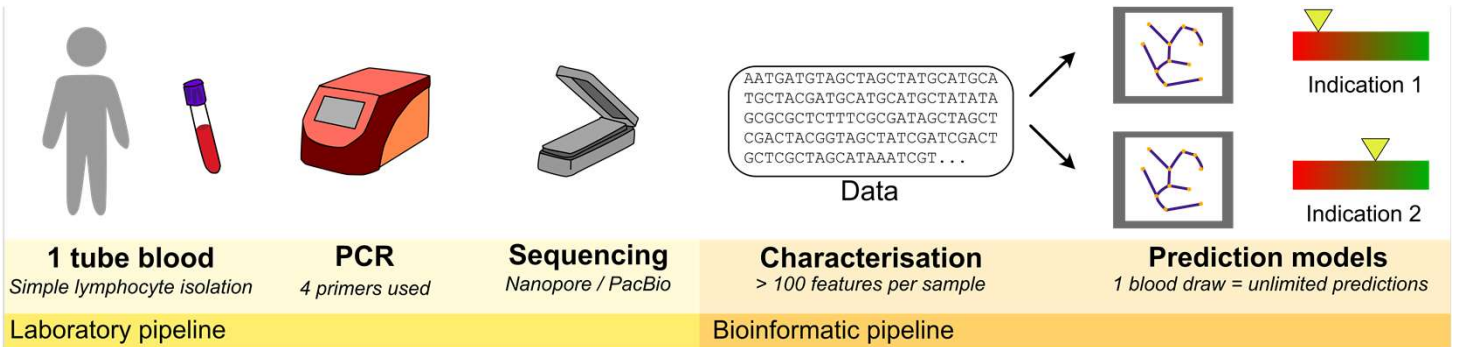


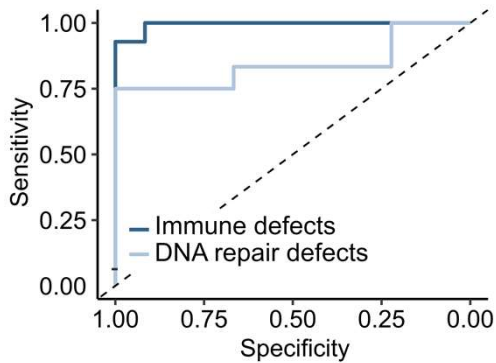
- › There is a lack of functional biomarkers that directly measure immune fitness and DNA repair ability in research and clinical settings
- › 70% of severe immune defects go undiagnosed, leading to unnecessarily large clinical trials, preventable complications, and inappropriate treatment

immPRINT uses one assay to evaluate immune system performance and DNA repair capacity, two key determinants of health. This enables versatile applications, including infection risk profiling, cancer risk assessment, vaccine prioritization, and donor stratification based on functional fitness

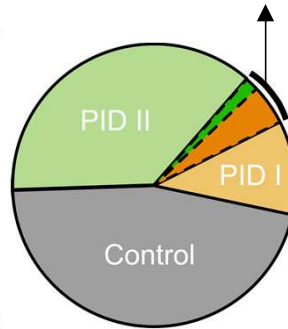
## TECHNOLOGY



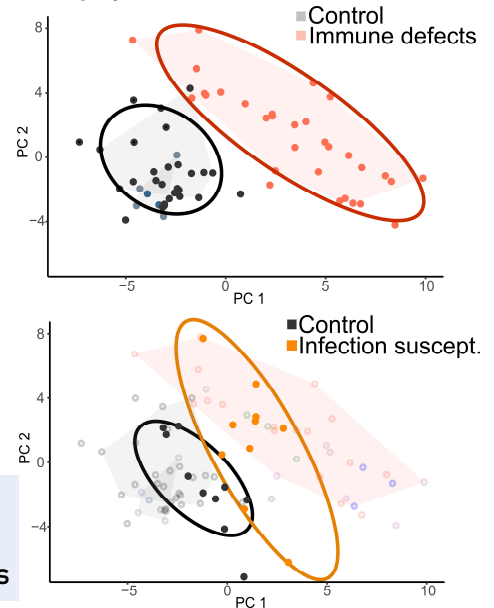
**High accuracy**  
**99% accuracy immune defects**  
**84% accuracy DNA repair defects**



**High need**  
**16% of self-reported healthy are classified as immunodeficient**



**Highly versatile**



### Development status

- › Reliably identifies immunodeficient individuals and stratifies them by severity degrees based on cluster-specific immPRINT signatures

## INTELLECTUAL PROPERTY

Long-read sequencing of human immunoglobulin gene introns to define a biomarker for in vivo DNA break repair

FTO cleared for the core technology **WO2024194255A1** National phases: EP, US, IL

## PARTNER WITH US

We are seeking

- › Co-development opportunities
- › Licensing partners

## RESEARCH EXPERTISE

- › Developed by the group of Prof. Dr. Kathrin de la Rosa, KOL in B cell immunology and ERC awardee
- › The project is led by Dr. Clara Vázquez García, expert in the technology, experienced in translational immunology, application discovery and practical bioinformatics for sample stratification



PROF. DR. KATHRIN DE LA ROSA



DR. CLARA VÁZQUEZ GARCÍA



DR. BENEDIKT OBERMAYER